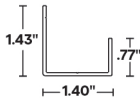





SD-J-LARGE

J BRACKET - ALUMINUM EXTRUSION



- J bracket featuring a slight reveal to hide the fixture
- Surface mounts from the side, best for wall applications
- Mounts a large family of fixtures, LED light engines, and SHIELD
- Paintable finish
- Intended for indoor use only
- Mounting clips conveniently preinstalled for hassle-free installation
- Durable anodized aluminum

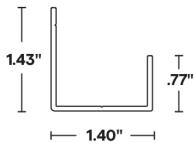
1	2	3	4
PRODUCT	FINISH	MOUNTING	LENGTH (IN)
SD-J-LARGE			

Sample Part Number: SD-J-LARGE-ST-SST-01-48"

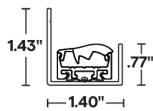
1	2	3	4
PRODUCT	FINISH	MOUNTING	LENGTH (IN)
SD-J-LARGE	<div>STSatin</div> <div>BKBlack</div>	<div>SST-03Stainless Steel Clip</div> <div>CC-01Concealed Clip</div> <div>WSCWhite Snug Clip</div> <div>VHBVHB Tape</div> <div>N/ANo Clip (For Light Engine)</div> <div>Mounting clips preinstalled</div> <div>See MOUNTING COMPATIBILITY CHART for more information</div>	<div>1" increments from 2" - 98.43"</div> <div>Tolerance +0.0/-0.5"</div> <div>Light engine ordered separately</div>

1

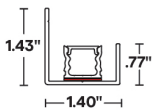
PRODUCT - DIMENSIONS WITH RECOMMENDED PROFILES



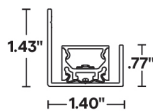
Profile



profile with: OPTI-02 FT Lens



profile with: TORQ-01



profile with: VERS-09

Field modifications must comply with QTL's installation methods otherwise warranty is null & void | Surface mount



SD-J-LARGE

J BRACKET - ALUMINUM EXTRUSION

2

FINISH



3

MOUNTING

<div><div>SST (SST-03)</div><div></div><div>Stainless Steel Clip</div><div>To order separately use SST-03</div></div>	<div><div>CC (CC-01)</div><div></div><div>Concealed Clip</div><div>To order separately use CC-01 (sold in pairs)</div></div>	<div><div>WSC (WSC)</div><div></div><div>White Snug Clip</div><div>To order separately use WSC</div></div>	<div><div>VHB TAPE (TAPE-VHB-IP67-5)</div><div></div><div>Sold separately</div><div>10MM wide VHB Tape</div><div>To order separately use TAPE-VHB-IP67-5</div></div>
---	--	--	--

COMPATIBILITY CHART

	SHIELD-B	ARKA	TELA	VEVE	OPTI	TORQ	BOXA	KURV	ZALA	VERS	LIGHT ENGINE
Lens Notes				Works with:VEVE-01, VEEVE-03	Works with: 40D lens, 60D lens, 70D lens, 90D lens, 110D lens, 155D lens, ASYM lens, FT Lens	Works with: TORQ-01, TORQ-03					
SST-01 Stainless Steel Clip					✓						
SST-03 Stainless Steel Clip		✓	✓								
CC-01 Concealed Clip										✓	
WSC White Snug Clip							✓	✓	✓		
VHB		✓	✓	✓		✓	✓	✓	✓		
N/A	✓										✓



SD-J-LARGE

J BRACKET - ALUMINUM EXTRUSION

LIGHT ENGINE COMPATIBILITY CHART

Order Separately

LED Strips No extrusion	STATIC WHITE (SW)	STATIC WHITE INDIVIDUALLY ADDRESSABLE (SW-IA)	STATIC WHITE STOCKING DISTRIBUTOR (SD-SW)	STATIC WHITE HIGH EFFICACY (SW-HE)	STATIC WHITE HIGH EFFICACY PLUS (SW-HE+)	STATIC WHITE EXTREME TEMP (SW-XT)	DYNAMIC WHITE HIGH EFFICACY (DW- HE)	WARM DIM (WD)	STATIC COLOR (SC)	RGB	RGBW	RGBW HIGH EFFICACY (RGBW-HE)
DRY	✓ W/FT: 1.5, 3.0, 4.0, 5.0	✓ W/FT: 5.0	✓ W/FT: 1.0, 2.0, 4.0, 6.0	✓ W/FT: 1.5, 3.0, 6.0, 9.0	✓ W/FT: 3.0, 6.0		✓ W/FT: 1.5, 2.5, 4.0	✓ W/FT: 6.0	✓ W/FT: 5.0	✓ W/FT: 6.0	✓ W/FT: 6.0	✓ W/FT: 4.0, 8.0
DMP	✓ W/FT: 1.5, 3.0, 4.0, 5.0			✓ W/FT: 1.5, 3.0, 6.0			✓ W/FT: 1.5, 2.5		✓ W/FT: 5.0	✓ W/FT: 6.0	✓ W/FT: 6.0	✓ W/FT: 4.0
WET	✓ W/FT: 1.5, 3.0, 4.0, 5.0		✓ W/FT: 1.0, 2.0, 4.0, 6.0	✓ W/FT: 1.5, 3.0, 6.0	✓ W/FT: 3.0, 6.0	✓ W/FT: 3.0	✓ W/FT: 1.5, 2.5	✓ W/FT: 6.0	✓ W/FT: 5.0	✓ W/FT: 6.0	✓ W/FT: 6.0	✓ W/FT: 4.0

ACCESSORY COMPATIBILITY CHART

Order Separately | Only Compatible with DRY

LED Strips No extrusion	STATIC WHITE (SW)	STATIC WHITE INDIVIDUALLY ADDRESSABLE (SW-IA)	STATIC WHITE STOCKING DISTRIBUTOR (SD-SW)	STATIC WHITE HIGH EFFICACY (SW-HE)	STATIC WHITE HIGH EFFICACY PLUS (SW-HE+)	STATIC WHITE EXTREME TEMP (SW-XT)	DYNAMIC WHITE HIGH EFFICACY (DW- HE)	WARM DIM (WD)	STATIC COLOR (SC)	RGB	RGBW	RGBW HIGH EFFICACY (RGBW-HE)
SHIELD-B	S	✓ W/FT: 1.5, 3.0, 4.0, 5.0		✓ W/FT: 2.0, 4.0, 6.0					✓ W/FT: 5.0			
	M		✓ W/FT: 5.0		✓ W/FT: 3.0, 6.0		✓ W/FT: 1.5, 2.5	✓ W/FT: 6.0		✓ W/FT: 6.0		✓ W/FT: 4.0
	L			✓ W/FT: 1.5, 3.0, 6.0							✓ W/FT: 6.0	

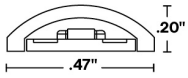


SD-J-LARGE

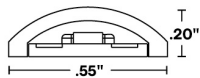
J BRACKET - ALUMINUM EXTRUSION

COMPATIBLE SHIELD

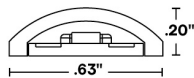
Order separately | See SHIELD cut sheet for more information



Profile - S



Profile - M



Profile - L

PHOTOMETRIC PERFORMANCE

Tested with SW24/4.0 at 3000K

