




# SW24/1.5

## LED Strips - Static White



- One bin, one step static white LED strip with 172 lm/ft @ 3000K provides even, consistent color
- 6 diodes per 1" cut point
- CCTs 2200K and greater meet or exceed Title 24 and JA8
- Ambient operating temp: -4-150°F
- Installation temp: 50-100°F | Storage temp: -4-140°F
- Calculated L70 = 70000 hrs

| 1        | 2     | 3                | 4                 | 5                  | 6          | 7         | 8                  |
|----------|-------|------------------|-------------------|--------------------|------------|-----------|--------------------|
| V/WATTS  | RATED | CCT - LUMENS/CRI | CONNECTOR/WIRE IN | CONNECTOR/WIRE OUT | WIRE COLOR | WIRE TYPE | ILLUMINATED LENGTH |
| SW24/1.5 |       |                  |                   |                    |            |           |                    |

Sample Part Number: **SW24/1.5-DRY-30-BW-BW-WH-CL2-48"**

|  |   |  |   |  |
|--|---|--|---|--|
| <div>1</div> <div>V/WATTS</div> <div>SW24/1.5</div> <div>Voltage: 24VDC<br/>Wattage: 1.5W/ft<br/>See following pages for compatible power supplies.</div>  | <div>2</div> <div>RATED</div> <div>DRY IP20</div> <div>DMP IP54</div> <div>WET IP67</div>   | <div>3</div> <div>CCT - LUMENS/CRI</div> <div><div><div>18</div><div>20</div><div>22</div><div>24</div><div>27</div><div>30</div><div>35</div><div>40</div></div><div><div>1800K</div><div>2000K</div><div>2200K</div><div>2400K</div><div>2700K</div><div>3000K</div><div>3500K</div><div>4000K</div></div><div><div>**/**</div><div>144/94</div><div>149/96</div><div>154/97</div><div>163/97</div><div>172/98</div><div>179/98</div><div>178/97</div></div></div> <div><div>22</div><div>24</div><div>27</div><div>30</div><div>35</div><div>40</div></div> <div><div>2200K</div><div>2400K</div><div>2700K</div><div>3000K</div><div>3500K</div><div>4000K</div></div> <div><div>**/**</div><div>127/95</div><div>130/96</div><div>138/98</div><div>145/95</div><div>154/95</div></div> <div><div>18</div><div>20</div><div>22</div><div>24</div><div>27</div><div>30</div><div>35</div><div>40</div></div> <div><div>1800K</div><div>2000K</div><div>2200K</div><div>2400K</div><div>2700K</div><div>3000K</div><div>3500K</div><div>4000K</div></div> <div><div>**/**</div><div>123/94</div><div>128/96</div><div>131/95</div><div>131/94</div><div>141/94</div><div>155/94</div><div>161/95</div></div> | <div>4</div> <div>CONNECTOR/WIRE IN</div> <div><div><div>BW</div><div>BRL</div><div>CLS</div><div>CON6</div><div>CON24</div></div><div><div>Bare Wire (Standard 24")</div><div>Barrel</div><div>Closed End (No feed)</div><div>Connector 6"</div><div>Connector 24"</div></div></div> <div>Connector/Wire In not needed to specify product. Typical selection is BW.<br/>BW: Standard length is 24"; Max length is 120". Request custom length by writing in part number next to BW (example: BW48)</div> <div><div><div>BW</div><div>BRL</div><div>CON6</div><div>CON24</div></div><div><div>Bare Wire (Standard 24")</div><div>Barrel</div><div>Connector 6"</div><div>Connector 24"</div></div></div> <div>Connector/Wire In not needed to specify product. Typical selection is BW.<br/>BW: Standard length is 24"; Max length is 120". Request custom length by writing in part number next to BW (example: BW48)</div> <div><div><div>BW</div><div>BRL</div><div>CON6</div><div>CON24</div></div><div><div>Bare Wire (Standard 24")</div><div>Barrel</div><div>Connector 6"</div><div>Connector 24"</div></div></div> <div>Connector/Wire In not needed to specify product. Typical selection is BW.<br/>BW: Standard length is 24"; Max length is 120". Request custom length by writing in part number next to BW (example: BW48)</div> | <div>5</div> <div>CONNECTOR/WIRE OUT</div> <div><div><div>BW</div><div>BRL</div><div>CLS</div><div>CON6</div><div>CON24</div></div><div><div>Bare Wire (Standard 24")</div><div>Barrel</div><div>Closed End (No feed)</div><div>Connector 6"</div><div>Connector 24"</div></div></div> <div>Connector/Wire Out not needed to specify product. Typical selection is CLS or BW.<br/>BW: Standard length is 24"; Max length is 120". Request custom length by writing in part number next to BW (example: BW48)</div> <div><div><div>BW</div><div>BRL</div><div>CLS</div><div>CON6</div><div>CON24</div></div><div><div>Bare Wire (Standard 24")</div><div>Barrel</div><div>Closed End (No feed)</div><div>Connector 6"</div><div>Connector 24"</div></div></div> <div>Connector/Wire Out not needed to specify product. Typical selection is CLS or BW.<br/>BW: Standard length is 24"; Max length is 120". Request custom length by writing in part number next to BW (example: BW48)</div> <div><div><div>BW</div><div>BRL</div><div>CLS</div><div>CON6</div><div>CON24</div></div><div><div>Bare Wire (Standard 24")</div><div>Barrel</div><div>Closed End (No feed)</div><div>Connector 6"</div><div>Connector 24"</div></div></div> <div>Connector/Wire Out not needed to specify product. Typical selection is CLS or BW.<br/>BW: Standard length is 24"; Max length is 120". Request custom length by writing in part number next to BW (example: BW48)</div> |
| <div>6</div> <div>WIRE COLOR</div> <div><div><div>WH</div><div>BK</div><div>N/A</div></div><div><div>White</div><div>Black</div><div>Specify for Barrel</div></div></div> <div>Barrel is white</div> <div><div><div>WH</div><div>BK</div><div>N/A</div></div><div><div>White</div><div>Black</div><div>Specify for Barrel</div></div></div> <div>Barrel is black</div> <div><div><div>WH</div><div>BK</div><div>N/A</div></div><div><div>White</div><div>Black</div><div>Specify for Barrel</div></div></div> <div>Barrel is black</div> | <div>7</div> <div>WIRE TYPE</div> <div><div><div>CL2</div><div>CL2P</div><div>N/A</div></div><div><div>Class 2</div><div>Class 2 Plenum Rated</div><div>Specify for Barrel</div></div></div> <div>CL2P only available with bare wire leads (BW)</div> <div><div><div>CL2</div><div>CL2P</div><div>N/A</div></div><div><div>Class 2</div><div>Class 2 Plenum Rated</div><div>Specify for Barrel</div></div></div> <div>CL2P only available with bare wire leads (BW)</div> <div><div><div>CL2</div><div>CL2P</div><div>N/A</div></div><div><div>Class 2</div><div>Class 2 Plenum Rated</div><div>Specify for Barrel</div></div></div> <div>CL2P only available with bare wire leads (BW)</div> | <div>8</div> <div>ILLUMINATED LENGTH</div> <div><div><div>1"-768"</div></div><div><div>1" increments</div></div></div> <div>Available in reel lengths of 64' (Class 2) and 100'. Each reel will have a 2' soldered lead wire attached. Contact factory for larger reels.</div> <div><div><div>1"-180"</div></div><div><div>1" increments</div></div></div> <div></div> <div><div><div>1"-360"</div></div><div><div>1" increments</div></div></div> <div></div>   |   |  |

5 year warranty | Warranty only valid with QTL power supplies | Field modifications must comply with QTL's installation methods otherwise warranty is null & void | All data has +/- 5% tolerance | UL Listed | Title 24 - JA8-2016 Strips: DRY, DMP, and WET rated, 2200K and above



# SW24/1.5

LED Strips - Static White

## 3 CCT – LUMENS/CRI - DELIVERED LUMENS

[Calculated L70 = 70000 hrs]  
Tested with SW24/1.5-DRY

| CCT   | Lumen/ft | Luminous Efficacy | CRI Ra | CRI R9 | TM30 Rf | TM30 Rg |
|-------|----------|-------------------|--------|--------|---------|---------|
| 1800K | ***      | ** Lm/W           | **     | **     | **      | ***     |
| 2000K | 144      | 85 Lm/W           | 94     | 64     | 89      | 104     |
| 2200K | 149      | 89 Lm/W           | 96     | 93     | 95      | 103     |
| 2400K | 154      | 92 Lm/W           | 97     | 94     | 95      | 102     |
| 2700K | 163      | 97 Lm/W           | 97     | 98     | 95      | 102     |
| 3000K | 172      | 102 Lm/W          | 98     | 98     | 94      | 101     |
| 3500K | 179      | 107 Lm/W          | 98     | 98     | 92      | 101     |
| 4000K | 178      | 103 Lm/W          | 97     | 92     | 92      | 100     |

## TEMPERATURE RATINGS

|     |                                  | Min  | Max   |
|-----|----------------------------------|------|-------|
| DRY | Ambient Operating Temp - Surface | -4°F | 150°F |
|     | Storage Temp                     | -4°F | 140°F |
|     | Installation Temp                | 50°F | 100°F |

## 4 / 5 CONNECTOR/WIRE – IN/OUT

Connector/Wire In or Out not needed to specify product. Standard configuration is BW for Wire In and CLS for Wire out

**BW**

.10"

Bare Wire 24" Stranded 22 AWG

**BRL**

1.44" .42" 1.74" .35"

Barrel 6" - DRY/DMP | 22 AWG

**BRL**

1.36" .44" 1.62" .66"

Barrel 6" - WET | 22 AWG

**CON6/CON24**

1.63" .38" 1.34" .39"

6" or 24" Overall Wire Connector | 22 AWG IP67 Rated, UL Listed

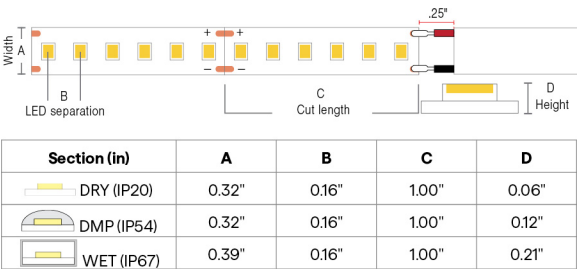
**CLS**

Not soldered

## 6 WIRE COLOR



## 8 ILLUMINATED LENGTH - DIMENSIONS



## COMPATIBLE EXTRUSIONS

|     | WIDE | ROUND | TORQ                   | TRES | LALO | TALO | ARKA | TELA | VEVE                   | FLUR | EMBD                             | LATO | MDIN | OPTI-FLAT | OPTI-OPTICS | THIN         |
|-----|------|-------|------------------------|------|------|------|------|------|------------------------|------|----------------------------------|------|------|-----------|-------------|--------------|
| DRY | ✓    | ✓     | ✓                      | ✓    | ✓    | ✓    | ✓    | ✓    | ✓                      | ✓    | ✓                                | ✓    | ✓    | ✓         | ✓           | ✓            |
| DMP | ✓    | ✓     | ✓                      | ✓    | ✓    | ✓    | ✓    | ✓    | ✓                      | ✓    | ✓                                | ✓    | ✓    | ✓         |             | ✓            |
| WET | ✓    |       | ✓<br>EXCLUDES 40° LENS | ✓    | ✓    | ✓    | ✓    | ✓    | ✓<br>EXCLUDES 45° LENS | ✓    | ✓<br>EXCLUDES 30°, 45°, 60° LENS | ✓    | ✓    | ✓         |             | ✓<br>NO LENS |



SW24/1.5

LED Strips - Static White

COMPATIBLE POWER SUPPLIES

See power supplies cut sheets for more information. Data subject to change, all data has +/- 5% tolerance.

| DIM TO LEVEL | INDOOR   | OUTDOOR   |
|--------------|--|---|
|              | SW24/1.5-4.0   | SW24/1.5-4.0  |
| Dim to Black | Q6M-DC+CAP<br>QTM-DC+CAP<br>iQ-PH+QD1  | QOM-DC+CAP<br>QOM-PH  |
| 0.1%         | QT-CAB-QZ-PH/0-10V<br>QT-CAB-eLED+0-10V<br>QT-CAB-eLED+0-10V-AWN<br>QT-CAB-eLED+DALI-DT6<br>QT-CAB-eLED+DALI-DT6-AWN<br>QTM-eLED+0-10V<br>QTM-eLED+0-10V-AWN<br>QTM-eLED+DALI-DT6<br>QTM-eLED+DALI-DT6-AWN<br>QZ-BOWTIE+DIMMER<br>QZ-DMX<br>QZ-PH/0-10V<br>QZ-STICK-PH/0-10V<br>QZLP | Q-SET-QZ-DMX<br>Q-SET-QZ-PH/0-10V<br>Q-SET-eLED+0-10V<br>QOM-eLED+0-10V<br>QOM-eLED+DALI-DT6<br>QOM-eLED+PS-DALI-DT6<br>QZ-DMX<br>QZ-PH/0-10V |
| 1%           | QTM-eLED(E)<br>QZ-DALI-DT6   | Q-SET+QZ-DALI-DT6<br>QZ-DALI-DT6  |
| 10%          | Non-Dim Power Supply with SW App Dongle  | Q-HEX-mini-DC<br>Q-SET-mLED   |

















# SW24/1.5

LED Strips - Static White

| DIMMING PROTOCOL | INDOOR   | OUTDOOR   |
|------------------|--|---|
|                  | SW24/1.5-4.0   | SW24/1.5-4.0  |
| Non-Dim          | QT-CAB-eLED-ND<br>QTM-eLED-ND<br>QZ-ND   | Q-SET-QZ-ND<br>Q-SET-eLED-ND<br>QOM-eLED-ND<br>QZ-ND                                    |
| Phase            | Q6M-DC+CAP<br>QT-CAB-QZ-PH/0-10V<br>QTM-DC+CAP<br>QTM-eLED(E)<br>QZ-BOWTIE+DIMMER<br>QZ-PH/0-10V<br>QZ-STICK-PH/0-10V<br>QZLP<br>iQ-PH+QD1           | Q-HEX-mini-DC<br>Q-SET-QZ-PH/0-10V<br>Q-SET-mLED<br>QOM-DC+CAP<br>QOM-PH<br>QZ-PH/0-10V |
| 0-10V            | QT-CAB-QZ-PH/0-10V<br>QT-CAB-eLED+0-10V<br>QT-CAB-eLED+0-10V-AWN<br>QTM-eLED+0-10V<br>QTM-eLED+0-10V-AWN<br>QZ-PH/0-10V<br>QZ-STICK-PH/0-10V<br>QZLP | Q-SET-QZ-PH/0-10V<br>Q-SET-eLED+0-10V<br>QOM-eLED+0-10V<br>QZ-PH/0-10V                  |
| Lutron Athena    | QT-CAB-eLED+0-10V-AWN<br>QT-CAB-eLED+DALI-DT6-AWN<br>QTM-eLED+0-10V-AWN<br>QTM-eLED+DALI-DT6-AWN   |   |
| ECO System       | QTM-eLED(E)  |   |
| DMX              | QZ-DMX   | Q-SET-QZ-DMX<br>QZ-DMX  |
| DALI-2: DT6      | QT-CAB-eLED+DALI-DT6<br>QT-CAB-eLED+DALI-DT6-AWN<br>QTM-eLED+DALI-DT6<br>QTM-eLED+DALI-DT6-AWN<br>QZ-DALI-DT6  | Q-SET+QZ-DALI-DT6<br>QOM-eLED+DALI-DT6<br>QZ-DALI-DT6                                   |
| SCENE App Dimmed | Non-Dim Power Supply with SW App Dongle  |   |

## COMPATIBLE MOUNTING ACCESSORIES

|  |  |   |  |  |  |   |   |  |  |
|--|--|---|--|--|--|---|---|--|--|
| <b>QUOVA-MICRO</b><br><br>QUOVA Knife Edge                | <b>SHIELD A - Small</b><br><br>For standalone use     | <b>SHIELD B - Small</b><br><br>For use within extrusions | <b>BL-GRAZER</b><br><br>Backwards L Mounting Bracket  | <b>BL-MICRO</b><br><br>Backwards L Mounting Bracket | <b>BL-LARGE</b><br><br>Backwards L Mounting Bracket | <b>SD-L-LARGE</b><br><br>L Mounting Bracket | <b>SD-L-MEDIUM</b><br><br>L Mounting Bracket | <b>SD-L-MICRO</b><br><br>L Mounting Bracket | <b>SD-J-LARGE</b><br><br>J Mounting Bracket |
| <b>iQ-STRAP</b><br><br>Plastic strap, Fits all LED strips | <b>iQ-CLIP-SS12</b><br><br>Metal clip, Fits DMP strip | <b>iQ-CLIP-SS10</b><br><br>Metal clip, Fits WET strip    | <b>iQ-CLIP-PL</b><br><br>Plastic clip, Fits WET strip |  |  |   |   |  |  |



# SW24/1.5

LED Strips - Static White

## COMPATIBLE WIRING ACCESSORIES

|   |  |   |  |   |  |  |  |   |  |
|---|--|---|--|---|--|--|--|---|--|
| <b>SNP-LEAD</b><br><br>Connects lead wire to LED strip<br>DRY ONLY                                | <b>SNP-INLINE</b><br><br>Connects LED strip to LED strip<br>DRY ONLY | <b>CLP-LEAD</b><br><br>Connects lead wire to LED strip<br>DRY ONLY                        | <b>CLP-INLINE</b><br><br>Connects LED strip to LED strip<br>DRY ONLY       | <b>Q-NECT-01-LEAD-24</b><br><br>Connects LED board to 24" lead wire<br>DRY ONLY             | <b>Q-NECT-01-JUMP-3</b><br><br>Connects two LED boards together with 3" jumper; DRY ONLY     | <b>Q-NECT-01-INLINE</b><br><br>Connects two LED boards together<br>DRY ONLY    | <b>Q-NECT-SCREW-LEAD-12</b><br><br>Connects LED board to 12" lead wire<br>DRY ONLY | <b>Q-NECT-SCREW-JUMP-12</b><br><br>Connects two LED boards together with 12" jumper; DRY ONLY | <b>BARREL-EXT</b><br><br>8ft barrel cable extender<br>DRY ONLY |
| <b>BARREL FOUR-FER</b><br><br>Splits lead from one to four LED Barrel connector fixtures; DRY/DMP | <b>CON120-EXT</b><br><br>10ft Con cable extender<br>DRY/DMP/WET      | <b>CON FOUR-FER</b><br><br>Splits lead from one to four LED Con connectors<br>DRY/DMP/WET | <b>CON M - BARREL F</b><br><br>Male con to barrel cable adaptor<br>DRY/DMP | <b>Q-mini-J</b><br><br>UL Listed, miniature junction box; DRY/DMP (WET rated with silicone) | <b>Q-mini-J5</b><br><br>UL Listed, miniature junction box; DRY/DMP (WET rated with silicone) | <b>INSTALLATION KITS</b><br><br>LEAD or JUMP DRY and WET LED strip wiring kits |  |   |  |

## COMPATIBLE CONTROL ACCESSORIES

**SCENE APP DONGLE**

1.36"  
2.58"

Wi-Fi or Bluetooth Connectivity

## COMPATIBLE APPS

**NFC APP**

Read and write DMX addresses and adjust voltage