



LC-SW24/1.0

LED Strips - Static White LC Series



- One bin, three step static white LED strip with 122 lm/ft @ 3000K
- 8 diodes per 2" cut point
- Available in full reels or custom cut lengths
- Offered in CCTs of 2200K, 2400K, 2700K, 3000K, 3500K, and 4000K
- Compatible with QTL's standard extrusions
- For factory built fixture, contact factory

1 V/WATTS	2 RATED	3 CCT	4 CONNECTOR/WIRE IN	5 CONNECTOR/WIRE OUT	6 WIRE COLOR	7 WIRE TYPE	8 ILLUMINATED LENGTH
LC-SW24/1.0	DRY						

Sample Part Number: **LC-SW24/1.0-DRY-30-CON6-CON6-WH-CL2-18"**

1 V/WATTS	2 RATED	3 CCT	4 CONNECTOR/WIRE IN	5 CONNECTOR/WIRE OUT	6 WIRE COLOR	7 WIRE TYPE	8 ILLUMINATED LENGTH
LC-SW24/1.0 Voltage: 24VDC Wattage: 1.0W/ft See following pages for compatible power supplies.	DRY IP20	22 2200K 24 2400K 27 2700K 30 3000K 35 3500K 40 4000K	BW Bare Wire (Standard 24") BRL Barrel CLS Closed End (No feed) CON6 Connector 6" CON24 Connector 24"	BW Bare Wire (Standard 24") BRL Barrel CLS Closed End (No feed) CON6 Connector 6" CON24 Connector 24"	WH White BK Black N/A Specify for Barrel Barrel is white	CL2 Class 2 CL2P Class 2 Plenum Rated N/A Specify for Barrel CL2P only available with bare wire leads (BW)	DRY: 2"-768" in 2" increment Dry version also available in reel lengths of 96' (Class 2). Each reel will have a 2' soldered lead wire attached. Contact factory for larger reels. For Class 2 low voltage, maximum reel size 48' run length per 96W output. Reel sizes 100' Reels do not include leads.

COMPATIBLE EXTRUSIONS

	WIDE	ROUND	TORQ	TRE3	LALO	TALO	ARKA	TELA	VEVE	FLUR	EMBD	LATO	MDIN	OPTI-FLAT	OPTI-OPTICS	THIN
DRY	✓	✓	✓	✓	✓	✓	✓	✓	✓	✓	✓	✓	✓	✓	✓	✓
DMP																
WET																

5 year warranty | Warranty only valid with QTL power supplies | Field modifications must comply with QTL's installation methods otherwise warranty is null & void | All data has +/- 5% tolerance | UL Listed



LC-SW24/1.0

LED Strips - Static White LC Series

3 CCT – LUMENS/CRI - DELIVERED LUMENS

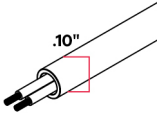
DRY

[Calculated L70 = 70000 hrs]
Tested with LC-SW24/1.0-DRY

CCT	Lumen/ft	Luminous Efficacy	CRI Ra	CRI R9	TM30 Rf	TM30 Rg
2700K	115	129 Lm/W	97	83	94	100
3000K	122	138 Lm/W	96	80	93	100
3500K	123	138 Lm/W	97	88	93	100
4000K	126	141 Lm/W	96	90	91	99

4 / 5 CONNECTOR/WIRE – IN/OUT

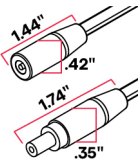
BW



.10"

Bare Wire 24"
Stranded 22 AWG

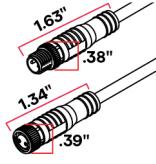
BRL



1.44"
.42"
1.74"
.35"

Barrel 6" - DRY/DMP I
22 AWG


CON6/CON24



1.63"
.38"
1.34"
.39"

6" or 24" Overall
Wire Connector | 22 AWG
IP67 Rated, UL Listed

CLS



Not soldered

6 WIRE COLOR

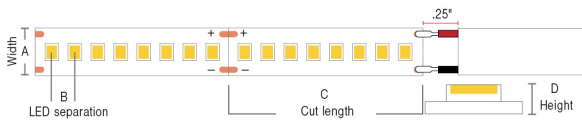


White



Black

8 ILLUMINATED LENGTH - DIMENSIONS



Width
A
B
LED separation
C
Cut length
D
Height
.25"

Section (in)	A	B	C	D
DRY (IP20)	0.32"	0.25"	2.00"	0.06"



LC-SW24/1.0

LED Strips - Static White LC Series

COMPATIBLE POWER SUPPLIES

See power supplies cut sheets for more information. Data subject to change, all data has +/- 5% tolerance.

DIM TO LEVEL	INDOOR
	LC-SW24/1.0-4.0
Dim to Black	Q6M-DC+CAP QTM-DC+CAP IQ-PH+QD1
0.1%	QT-CAB-eLED+0-10V-AWN QT-CAB-eLED+DALI-DT6 QT-CAB-eLED+DALI-DT6-AWN QTM-eLED+0-10V QTM-eLED+0-10V-AWN QTM-eLED+DALI-DT6 QTM-eLED+DALI-DT6-AWN QZ-BOWTIE+DIMMER QZ-DMX QZ-PH/0-10V QZ-STICK-PH/0-10V QZLP
1%	QTM-eLED(E) QZ-DALI-DT6
10%	Non-Dim Power Supply with SW App Dongle

DIMMING PROTOCOL	INDOOR
	LC-SW24/1.0-4.0
Non-Dim	QTM-eLED-ND QZ-ND
Phase	Q6M-DC+CAP QTM-DC+CAP QTM-eLED(E) QZ-BOWTIE+DIMMER QZ-PH/0-10V QZ-STICK-PH/0-10V QZLP IQ-PH+QD1
0-10V	QT-CAB-eLED+0-10V-AWN QTM-eLED+0-10V QTM-eLED+0-10V-AWN QZ-PH/0-10V QZ-STICK-PH/0-10V QZLP
Lutron Athena	QT-CAB-eLED+0-10V-AWN QT-CAB-eLED+DALI-DT6-AWN QTM-eLED+0-10V-AWN QTM-eLED+DALI-DT6-AWN
ECO System	QTM-eLED(E)
DMX	QZ-DMX
DALI-2: DT6	QT-CAB-eLED+DALI-DT6 QT-CAB-eLED+DALI-DT6-AWN QTM-eLED+DALI-DT6 QTM-eLED+DALI-DT6-AWN QZ-DALI-DT6
SCENE App Dimmed	Non-Dim Power Supply with SW App Dongle



LC-SW24/1.0

LED Strips - Static White LC Series

COMPATIBLE WIRING ACCESSORIES

SNP-LEAD <p>Connects lead wire to LED strip DRY ONLY</p>	SNP-INLINE <p>Connects LED strip to LED strip DRY ONLY</p>	CLP-LEAD <p>Connects lead wire to LED strip DRY ONLY</p>	CLP-INLINE <p>Connects LED strip to LED strip DRY ONLY</p>	Q-NECT-01-LEAD-24 <p>Connects LED board to 24" lead wire DRY ONLY</p>	Q-NECT-01-JUMP-3 <p>Connects two LED boards together with 3" jumper; DRY ONLY</p>	Q-NECT-01-INLINE <p>Connects two LED boards together DRY ONLY</p>	Q-NECT-SCREW-LEAD-12 <p>Connects LED board to 12" lead wire DRY ONLY</p>	Q-NECT-SCREW-JUMP-12 <p>Connects two LED boards together with 12" jumper; DRY ONLY</p>	Q-mini-J <p>UL Listed, miniature junction box, DRY/DMP (WET rated with silicone)</p>
INSTALLATION KITS <p>LEAD or JUMP DRY and WET LED strip wiring kits</p>	BARREL-EXT <p>8ft barrel cable extender DRY ONLY</p>	BARREL FOUR-FER <p>Splits lead from one to four LED Barrel connector fixtures, DRY/DMP</p>	CON120-EXT <p>10ft Con cable extender DRY/DMP/WET</p>	CON FOUR-FER <p>Splits lead from one to four LED Con connectors DRY/DMP/WET</p>	CON M - BARREL F <p>Male con to barrel cable adaptor DRY/DMP</p>	Q-mini-J5 <p>UL Listed, miniature junction box, DRY/DMP (WET rated with silicone)</p>			