



SW-XT24/3.0

LED Strips - Static White Extreme Temperature



- Wet rated extreme temperature static white LED strip
- Suitable for saunas and steam rooms
- Ambient or mounting surface temperature must not be lower than -40° or higher than 195°F

1 V/WATTS	2 RATED	3 CCT	4 CONNECTOR/WIRE IN	5 CONNECTOR/WIRE OUT	6 WIRE COLOR	7 WIRE TYPE	8 ILLUMINATED LENGTH
SW-XT24/3.0	WET					CL2	

Sample Part Number: **SW-XT24/3.0-WET-30-BW-BW-WH-CL2-48"**

1 V/WATTS	2 RATED	3 CCT	4 CONNECTOR/WIRE IN	5 CONNECTOR/WIRE OUT	6 WIRE COLOR	7 WIRE TYPE	8 ILLUMINATED LENGTH
SW-XT24/3.0 Voltage: 24VDC Wattage: 3.0W/ft See following pages for compatible power supplies.	WET IP67	22 2000K 24 2400K 27 2700K 30 3000K 35 3500K 40 4000K	BW Bare Wire (Standard 24") CON6 Connector 6" CON24 Connector 24" Connector/Wire In not needed to specify product. Typical selection is BW. BW: Standard length is 24"; Max length is 120". Request custom length by writing in part number next to BW (example: BW48)	BW Bare Wire (Standard 24") CLS Closed End (No feed) CON6 Connector 6" CON24 Connector 24" Connector/Wire Out not needed to specify product. Typical selection is CLS or BW. BW: Standard length is 24"; Max length is 120". Request custom length by writing in part number next to BW (example: BW48)	WH White BK Black	CL2 Class 2	WET: 2"-360" in 2" increments

COMPATIBLE EXTRUSIONS

The lenses in these extrusions are only rated for applications below 150°F.
Extrusions without lenses are useful for shielding, glare control, and improving aesthetics.

	WIDE	ROUND	TORQ	TRE3	LALO	TALO	ARKA	TELA	VEVE	FLUR	EMBD	LATO	MDIN	OPTI-FLAT	OPTI-OPTICS	THIN
DRY																
DMP																
WET	✓ NO LENS			✓ WITH LENS	✓ NO LENS	✓ WITH OR WITHOUT LENS					✓ WITH OR WITHOUT LENS EXCLUDES 30", 45", 60" LENS					

5 year warranty | Warranty only valid with QTL power supplies | Field modifications must comply with QTL's installation methods otherwise warranty is null & void | All data has +/- 5% tolerance | UL Listed | Title 24 - JAB-2019 Strips: WET rated, 2700K and above



SW-XT24/3.0

LED Strips - Static White Extreme Temperature

3 CCT – LUMENS/CRI - DELIVERED LUMENS

WET

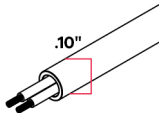
[Calculated L70 = 140000 hrs]
Tested with SW-XT24/3.0-WET

CCT	Lumen/ft	Luminous Efficacy	CRI Ra	CRI R9	TM30 Rf	TM30 Rg
2200K	188	60 Lm/W	92	51	92	98
2400K	201	64 Lm/W	91	51	91	98
2700K	232	76 Lm/W	93	60	91	99
3000K	236	76 Lm/W	91	52	90	98
3500K	259	83 Lm/W	91	53	89	98
4000K	263	84 Lm/W	91	54	87	95

4 / 5 CONNECTOR/WIRE – IN/OUT

Connector/Wire In or Out not needed to specify product. Standard configuration is BW for Wire In and CLS for Wire out


BW



.10"

Bare Wire 24"
Stranded 22 AWG

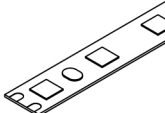
CON6/CON24



1.63"
.38"
1.34"
.39"

6" or 24" Overall
Wire Connector | 22 AWG
IP67 Rated, UL Listed

CLS



Not soldered

6 WIRE COLOR

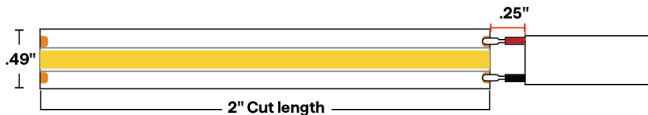


White




Black

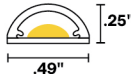
8 ILLUMINATED LENGTH - DIMENSIONS



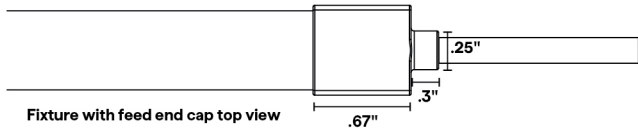
.25"
.49"
2" Cut length



.29"
.56"
End cap profile view



.25"
.49"
Fixture profile view



.25"
.3"
.67"
Fixture with feed end cap top view



SW-XT24/3.0

LED Strips - Static White Extreme Temperature

COMPATIBLE POWER SUPPLIES

See power supplies cut sheets for more information. Data subject to change, all data has +/- 5% tolerance. Power supply must be located outside of sauna or steam room.

DIM TO LEVEL	INDOOR	OUTDOOR
	SW-XT	SW-XT
Dim to Black	Q6M-DC+CAP QTM-DC+CAP IQ-PH+QD1	QOM-DC+CAP QOM-PH
0.1%	QT-CAB-QZ-PH/0-10V QT-CAB-eLED+0-10V QT-CAB-eLED+0-10V-AWN QT-CAB-eLED+DALI-DT6 QT-CAB-eLED+DALI-DT6-AWN QTM-eLED+0-10V QTM-eLED+0-10V-AWN QTM-eLED+DALI-DT6 QTM-eLED+DALI-DT6-AWN QZ-BOWTIE+DIMMER QZ-DMX QZ-PH/0-10V QZ-STICK-PH/0-10V QZLP	Q-SET-QZ-DMX Q-SET-QZ-PH/0-10V Q-SET-eLED+0-10V QOM-eLED+0-10V QOM-eLED+DALI-DT6 QZ-DMX QZ-PH/0-10V
1%	QTM-eLED(E) QZ-DALI-DT6	Q-SET+QZ-DALI-DT6 QZ-DALI-DT6
10%	Non-Dim Power Supply with SW App Dongle	Q-HEX-mini-DC Q-SET-mLED




SW-XT24/3.0

LED Strips - Static White Extreme Temperature

DIMMING PROTOCOL	INDOOR	OUTDOOR
	SW-XT	SW-XT
Non-Dim	QT-CAB-eLED-ND QTM-eLED-ND QZ-ND	Q-SET-QZ-ND Q-SET-eLED-ND QOM-eLED-ND QZ-ND
Phase	Q6M-DC+CAP QT-CAB-QZ-PH/0-10V QTM-DC+CAP QTM-eLED(E) QZ-BOWTIE+DIMMER QZ-PH/0-10V QZ-STICK-PH/0-10V QZLP iQ-PH+QD1	Q-HEX-mini-DC Q-SET-QZ-PH/0-10V Q-SET-mLED QOM-DC+CAP QOM-PH QZ-PH/0-10V
0-10V	QT-CAB-QZ-PH/0-10V QT-CAB-eLED+0-10V QT-CAB-eLED+0-10V-AWN QTM-eLED+0-10V QTM-eLED+0-10V-AWN QZ-PH/0-10V QZ-STICK-PH/0-10V QZLP	Q-SET-QZ-PH/0-10V Q-SET-eLED+0-10V QOM-eLED+0-10V QZ-PH/0-10V
Lutron Athena	QT-CAB-eLED+0-10V-AWN QT-CAB-eLED+DALI-DT6-AWN QTM-eLED+0-10V-AWN QTM-eLED+DALI-DT6-AWN	
ECO System	QTM-eLED(E)	
DMX	QZ-DMX	Q-SET-QZ-DMX QZ-DMX
DALI-2: DT6	QT-CAB-eLED+DALI-DT6 QT-CAB-eLED+DALI-DT6-AWN QTM-eLED+DALI-DT6 QTM-eLED+DALI-DT6-AWN QZ-DALI-DT6	Q-SET+QZ-DALI-DT6 QOM-eLED+DALI-DT6 QZ-DALI-DT6
SCENE App Dimmed	Non-Dim Power Supply with SW App Dongle	


COMPATIBLE MOUNTING ACCESSORIES

BL-GRAZER




Backwards L Mounting Bracket

BL-MICRO




Backwards L Mounting Bracket

BL-LARGE




Backwards L Mounting Bracket

SD-L-LARGE




L Mounting Bracket

SD-L-MEDIUM




L Mounting Bracket

SD-L-MICRO



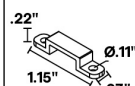
L Mounting Bracket

SD-J-LARGE



J Mounting Bracket

PLC-XT-01



Translucent plastic mounting clip/strap

COMPATIBLE WIRING ACCESSORIES

Q-mini-J5



UL Listed miniature junction box, DRY/DMP (WET rated with silicone)