




SW24/1.5

LED Strips - Static White



- One bin, one step static white LED strip with 172 lm/ft @ 3000K provides even, consistent color
- 6 diodes per 1" cut point
- CCTs 2200K and greater meet or exceed Title 24 and JA8
- Ambient operating temp: -4-150°F
- Installation temp: 50-100°F | Storage temp: -4-140°F
- Calculated L70 = 70000 hrs

| 1 | 2 | 3 | 4 | 5 | 6 | 7 | 8 |
|----------|-------|-----|-------------------|--------------------|------------|-----------|--------------------|
| V/WATTS | RATED | CCT | CONNECTOR/WIRE IN | CONNECTOR/WIRE OUT | WIRE COLOR | WIRE TYPE | ILLUMINATED LENGTH |
| SW24/1.5 | | | | | | | |

Sample Part Number: **SW24/1.5-DRY-30-BW-BW-WH-CL2-48"**

| | | | | |
|---|--|---|--|---|
| <div>1</div> <div>V/WATTS</div> <div>SW24/1.5</div> <div>Voltage: 24VDC Wattage: 1.5W/ft See following pages for compatible power supplies.</div> | <div>2</div> <div>RATED</div> <div>DRY IP20 DMP IP54 WET IP67</div> | <div>3</div> <div>CCT</div> <div>18 1800K 20 2000K 22 2200K 24 2400K 27 2700K 30 3000K 35 3500K 40 4000K</div> | <div>4</div> <div>CONNECTOR/WIRE IN</div> <div>BW Bare Wire (Standard 24") BRL Barrel CLS Closed End (No feed) CON6 Connector 6" CON24 Connector 24"</div> <div>Connector/Wire In not needed to specify product. Typical selection is BW. BW: Standard length is 24". Max length is 120". Request custom length by writing in part number next to BW (example: BW48)</div> | <div>5</div> <div>CONNECTOR/WIRE OUT</div> <div>BW Bare Wire (Standard 24") BRL Barrel CLS Closed End (No feed) CON6 Connector 6" CON24 Connector 24"</div> <div>Connector/Wire Out not needed to specify product. Typical selection is CLS or BW. BW: Standard length is 24". Max length is 120". Request custom length by writing in part number next to BW (example: BW48)</div> |
| <div>6</div> <div>WIRE COLOR</div> <div>WH White BK Black N/A Specify for Barrel</div> <div>Barrel is white</div> | <div>7</div> <div>WIRE TYPE</div> <div>CL2 Class 2 CL2P Class 2 Plenum Rated N/A Specify for Barrel</div> <div>CL2P only available with bare wire leads (BW)</div> | <div>8</div> <div>ILLUMINATED LENGTH</div> <div>DRY: 1"-768" in 1" increment DMP: 1"-180" in 1" increment WET: 1"-360" in 1" increment</div> <div>Dry version also available in reel lengths of 64' (Class 2) and 100'. Each reel will have a 2' soldered lead wire attached. Contact factory for larger reels.</div> <div>Available in reel lengths of 64' (Class 2) and 100'. Each reel will have a 2' soldered lead wire attached. Contact factory for larger reels.</div> | | |

COMPATIBLE EXTRUSIONS

| | WIDE | ROUND | TORQ | TRES | LALO | TALO | ARKA | TELA | VEVE | FLUR | EMBD | LATO | MDIN | OPTI-FLAT | OPTI-OPTICS | THIN |
|-----|------|-------|------------------------|------|------|------|------|------|------------------------|------|----------------------------------|------|------|-----------|-------------|--------------|
| DRY | ✓ | ✓ | ✓ | ✓ | ✓ | ✓ | ✓ | ✓ | ✓ | ✓ | ✓ | ✓ | ✓ | ✓ | ✓ | ✓ |
| DMP | ✓ | ✓ | ✓ | ✓ | ✓ | ✓ | ✓ | ✓ | ✓ | ✓ | ✓ | ✓ | ✓ | ✓ | | ✓ |
| WET | ✓ | | ✓ EXCLUDES 40° LENS | ✓ | ✓ | ✓ | ✓ | ✓ | ✓ EXCLUDES 45° LENS | ✓ | ✓ EXCLUDES 30°, 45°, 60° LENS | ✓ | ✓ | ✓ | | ✓ NO LENS |

5 year warranty | Warranty only valid with QTL power supplies | Field modifications must comply with QTL's installation methods otherwise warranty is null & void | All data has +/- 5% tolerance | UL Listed | Title 24 - JA8-2016 Strips: DRY, DMP, and WET rated, 2200K and above



SW24/1.5

LED Strips - Static White

3 CCT – LUMENS/CRI - DELIVERED LUMENS

DRY

[Calculated L70 = 70000 hrs]
Tested with SW24/1.5-DRY

| CCT | Lumen/ft | Luminous Efficacy | CRI Ra | CRI R9 | TM30 Rf | TM30 Rg |
|-------|----------|-------------------|--------|--------|---------|---------|
| 2000K | 144 | 85 Lm/W | 94 | 64 | 89 | 104 |
| 2200K | 149 | 89 Lm/W | 96 | 93 | 95 | 103 |
| 2400K | 154 | 92 Lm/W | 97 | 94 | 95 | 102 |
| 2700K | 163 | 97 Lm/W | 97 | 98 | 95 | 102 |
| 3000K | 172 | 102 Lm/W | 98 | 98 | 94 | 101 |
| 3500K | 179 | 107 Lm/W | 98 | 98 | 92 | 101 |
| 4000K | 178 | 103 Lm/W | 97 | 92 | 92 | 100 |

DMP

[Calculated L70 = 70000 hrs]
Tested with SW24/1.5-DMP

| CCT | Lumen/ft | CRI Ra |
|-------|----------|--------|
| 2000K | ** | ** |
| 2200K | ** | ** |
| 2400K | ** | ** |
| 2700K | ** | ** |
| 3000K | ** | ** |
| 3500K | ** | ** |
| 4000K | ** | ** |

WET

[Calculated L70 = 70000 hrs]
Tested with SW24/1.5-WET

| CCT | Lumen/ft | CRI Ra |
|-------|----------|--------|
| 2000K | 123 | 94 |
| 2200K | 128 | 96 |
| 2400K | 131 | 95 |
| 2700K | 131 | 94 |
| 3000K | 141 | 94 |
| 3500K | 155 | 94 |
| 4000K | 161 | 95 |

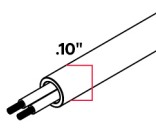
TEMPERATURE RATINGS

| | | Min | Max |
|-----|----------------------------------|------|-------|
| DRY | Ambient Operating Temp - Surface | -4°F | 150°F |
| | Storage Temp | -4°F | 140°F |
| | Installation Temp | 50°F | 100°F |

4 / 5 CONNECTOR/WIRE – IN/OUT

Connector/Wire In or Out not needed to specify product. Standard configuration is BW for Wire In and CLS for Wire out

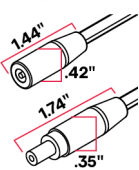
BW



.10"

Bare Wire 24"
Stranded 22 AWG

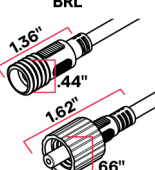
BRL



1.44"
.42"
1.74"
.35"

Barrel 6" - DRY/DMP |
22 AWG


BRL



1.36"
.44"
1.62"
.66"

Barrel 6" - WET | 22 AWG

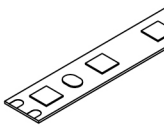
CON6/CON24



1.63"
.38"
1.34"
.39"

6" or 24" Overall
Wire Connector | 22 AWG
IP67 Rated, UL Listed

CLS

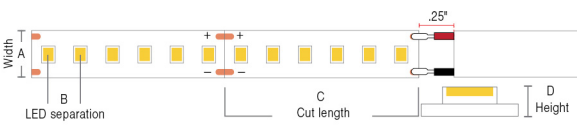


Not soldered

6 WIRE COLOR



8 ILLUMINATED LENGTH - DIMENSIONS



Width
A
B
LED separation
C
Cut length
D
Height

| Section (in) | A | B | C | D |
|--------------|-------|-------|-------|-------|
| DRY (IP20) | 0.32" | 0.16" | 1.00" | 0.06" |
| DMP (IP54) | 0.32" | 0.16" | 1.00" | 0.12" |
| WET (IP67) | 0.39" | 0.16" | 1.00" | 0.21" |



SW24/1.5

LED Strips - Static White

COMPATIBLE POWER SUPPLIES

See power supplies cut sheets for more information. Data subject to change, all data has +/- 5% tolerance.

| DIM TO LEVEL | INDOOR | OUTDOOR |
|--------------|--|---|
| | SW24/1.5-4.0 | SW24/1.5-4.0 |
| Dim to Black | Q6M-DC+CAP QTM-DC+CAP IQ-PH+QD1 | QOM-DC+CAP QOM-PH |
| 0.1% | QT-CAB-QZ-PH/0-10V QT-CAB-eLED+0-10V QT-CAB-eLED+0-10V-AWN QT-CAB-eLED+DALI-DT6 QT-CAB-eLED+DALI-DT6-AWN QTM-eLED+0-10V QTM-eLED+0-10V-AWN QTM-eLED+DALI-DT6 QTM-eLED+DALI-DT6-AWN QZ-BOWTIE+DIMMER QZ-DMX QZ-PH/0-10V QZ-STICK-PH/0-10V QZLP | Q-SET-QZ-DMX Q-SET-QZ-PH/0-10V Q-SET-eLED+0-10V QOM-eLED+0-10V QOM-eLED+DALI-DT6 QOM-eLED+PS-DALI-DT6 QZ-DMX QZ-PH/0-10V |
| 1% | QTM-eLED(E) QZ-DALI-DT6 | Q-SET+QZ-DALI-DT6 QZ-DALI-DT6 |
| 10% | Non-Dim Power Supply with SW App Dongle | Q-HEX-mini-DC Q-SET-mLED |

















SW24/1.5

LED Strips - Static White

| DIMMING PROTOCOL | INDOOR | OUTDOOR |
|------------------|--|---|
| | SW24/1.5-4.0 | SW24/1.5-4.0 |
| Non-Dim | QT-CAB-eLED-ND QTM-eLED-ND QZ-ND | Q-SET-QZ-ND Q-SET-eLED-ND QOM-eLED-ND QZ-ND |
| Phase | Q6M-DC+CAP QT-CAB-QZ-PH/0-10V QTM-DC+CAP QTM-eLED(E) QZ-BOWTIE+DIMMER QZ-PH/0-10V QZ-STICK-PH/0-10V QZLP iQ-PH+QD1 | Q-HEX-mini-DC Q-SET-QZ-PH/0-10V Q-SET-mLED QOM-DC+CAP QOM-PH QZ-PH/0-10V |
| 0-10V | QT-CAB-QZ-PH/0-10V QT-CAB-eLED+0-10V QT-CAB-eLED+0-10V-AWN QTM-eLED+0-10V QTM-eLED+0-10V-AWN QZ-PH/0-10V QZ-STICK-PH/0-10V QZLP | Q-SET-QZ-PH/0-10V Q-SET-eLED+0-10V QOM-eLED+0-10V QZ-PH/0-10V |
| Lutron Athena | QT-CAB-eLED+0-10V-AWN QT-CAB-eLED+DALI-DT6-AWN QTM-eLED+0-10V-AWN QTM-eLED+DALI-DT6-AWN | |
| ECO System | QTM-eLED(E) | |
| DMX | QZ-DMX | Q-SET-QZ-DMX QZ-DMX |
| DALI-2: DT6 | QT-CAB-eLED+DALI-DT6 QT-CAB-eLED+DALI-DT6-AWN QTM-eLED+DALI-DT6 QTM-eLED+DALI-DT6-AWN QZ-DALI-DT6 | Q-SET+QZ-DALI-DT6 QOM-eLED+DALI-DT6 QZ-DALI-DT6 |
| SCENE App Dimmed | Non-Dim Power Supply with SW App Dongle | |

COMPATIBLE MOUNTING ACCESSORIES

| | | | | | | | | | |
|--|--|---|--|--|--|---|---|--|--|
| QUOVA-MICRO  QUOVA Knife Edge | SHIELD A - Small  For standalone use | SHIELD B - Small  For use within extrusions | BL-GRAZER  Backwards L Mounting Bracket | BL-MICRO  Backwards L Mounting Bracket | BL-LARGE  Backwards L Mounting Bracket | SD-L-LARGE  L Mounting Bracket | SD-L-MEDIUM  L Mounting Bracket | SD-L-MICRO  L Mounting Bracket | SD-J-LARGE  J Mounting Bracket |
| iQ-STRAP  Plastic strap, Fits all LED strips | iQ-CLIP-SS12  Metal clip, Fits DMP strip | iQ-CLIP-SS10  Metal clip, Fits WET strip | iQ-CLIP-PL  Plastic clip, Fits WET strip | | | | | | |



SW24/1.5

LED Strips - Static White

COMPATIBLE WIRING ACCESSORIES

| | | | | | | | | | |
|---|--|---|--|---|--|--|--|---|--|
| SNP-LEAD Connects lead wire to LED strip DRY ONLY | SNP-INLINE Connects LED strip to LED strip DRY ONLY | CLP-LEAD Connects lead wire to LED strip DRY ONLY | CLP-INLINE Connects LED strip to LED strip DRY ONLY | Q-NECT-01-LEAD-24 Connects LED board to 24" lead wire DRY ONLY | Q-NECT-01-JUMP-3 Connects two LED boards together with 3" jumper; DRY ONLY | Q-NECT-01-INLINE Connects two LED boards together DRY ONLY | Q-NECT-SCREW-LEAD-12 Connects LED board to 12" lead wire DRY ONLY | Q-NECT-SCREW-JUMP-12 Connects two LED boards together with 12" jumper; DRY ONLY | BARREL-EXT 8ft barrel cable extender DRY ONLY |
| BARREL FOUR-FER Splits lead from one to four LED Barrel connector fixtures; DRY/DMP | CON120-EXT 10ft Con cable extender DRY/DMP/WET | CON FOUR-FER Splits lead from one to four LED Con connectors DRY/DMP/WET | CON M - BARREL F Male con to barrel cable adaptor DRY/DMP | Q-mini-J UL Listed, miniature junction box; DRY/DMP (WET rated with silicone) | Q-mini-J5 UL Listed, miniature junction box; DRY/DMP (WET rated with silicone) | INSTALLATION KITS LEAD or JUMP DRY and WET LED strip wiring kits | | | |

COMPATIBLE CONTROL ACCESSORIES

SCENE APP DONGLE

1.36"
2.58"

Wi-Fi or Bluetooth Connectivity

COMPATIBLE APPS

NFC APP

Read and write DMX addresses and adjust voltage