



# SW24/4.0

## LED Strips - Static White



- One bin, one step static white LED strip with 373 lm/ft @ 3000K
- 6 diodes per 1" cut point
- CCTs 2200K and greater meet or exceed Title 24 and JA8
- Ambient operating temp: -4-130°F
- Installation temp: 50-100°F | Storage temp: -4-140°F
- Calculated L70 = 70000 hrs

1	2	3	4	5	6	7	8
V/WATTS	RATED	CCT	CONNECTOR/WIRE IN	CONNECTOR/WIRE OUT	WIRE COLOR	WIRE TYPE	ILLUMINATED LENGTH
SW24/4.0							

Sample Part Number: **SW24/4.0-DRY-40-BRL-CLS-WH-CL2-48"**

<div>1</div> <div>V/WATTS</div> <div>SW24/4.0</div> <div>Voltage: 24VDC Wattage: 4.0W/ft See following pages for compatible power supplies.</div>	<div>2</div> <div>RATED</div> <div>DRY IP20 DMP IP54 WET IP67</div>	<div>3</div> <div>CCT</div> <div>18 1800K 20 2000K 22 2200K 24 2400K 27 2700K 30 3000K 35 3500K 40 4000K</div>	<div>4</div> <div>CONNECTOR/WIRE IN</div> <div>BW Bare Wire (Standard 24") BRL Barrel CLS Closed End (No feed) CON6 Connector 6" CON24 Connector 24"</div> <div>Connector/Wire In not needed to specify product. Typical selection is BW. BW: Standard length is 24". Max length is 120". Request custom length by writing in part number next to BW (example: BW48)</div>	<div>5</div> <div>CONNECTOR/WIRE OUT</div> <div>BW Bare Wire (Standard 24") BRL Barrel CLS Closed End (No feed) CON6 Connector 6" CON24 Connector 24"</div> <div>Connector/Wire Out not needed to specify product. Typical selection is CLS or BW. BW: Standard length is 24". Max length is 120". Request custom length by writing in part number next to BW (example: BW48)</div>
<div>6</div> <div>WIRE COLOR</div> <div>WH White BK Black N/A Specify for Barrel</div> <div>Barrel is white</div>	<div>7</div> <div>WIRE TYPE</div> <div>CL2 Class 2 CL2P Class 2 Plenum Rated N/A Specify for Barrel</div> <div>CL2P only available with bare wire leads (BW)</div>	<div>8</div> <div>ILLUMINATED LENGTH</div> <div>DRY: 1"-288" in 1" increment DMP: 1"-180" in 1" increment WET: 1"-288" in 1" increment</div> <div>Dry version also available in reel lengths of 24' (Class 2) and 100'. Each reel will have a 2' soldered lead wire attached. Contact factory for larger reels.</div> <div>Available in reel lengths of 24' (Class 2) and 100'. Each reel will have a 2' soldered lead wire attached. Contact factory for larger reels.</div>		

## COMPATIBLE EXTRUSIONS

	WIDE	ROUND	TORQ	TRES	LALO	TALO	ARKA	TELA	VEVE	FLUR	EMBD	LATO	MDIN	OPTI-FLAT	OPTI-OPTICS	THIN
DRY	✓	✓	✓	✓	✓	✓	✓	✓	✓	✓	✓	✓	✓	✓	✓	✓
DMP	✓	✓	✓	✓	✓	✓	✓	✓	✓	✓	✓	✓	✓	✓		✓
WET	✓		✓ EXCLUDES 40° LENS	✓	✓	✓	✓	✓	✓ EXCLUDES 45° LENS	✓	✓ EXCLUDES 30°, 45°, 60° LENS	✓	✓	✓		✓ NO LENS

5 year warranty | Warranty only valid with QTL power supplies | Field modifications must comply with QTL's installation methods otherwise warranty is null & void | All data has +/- 5% tolerance | UL Listed | Title 24 - JA8-2016 Strips: DRY, DMP, and WET rated, 2200K and above



# SW24/4.0

LED Strips - Static White

## 3 CCT – LUMENS/CRI - DELIVERED LUMENS

### DRY

[Calculated L70 = 70000 hrs]  
Tested with SW24/4.0-DRY

CCT	Lumen/ft	Luminous Efficacy	CRI Ra	CRI R9	TM30 Rf	TM30 Rg
2000K	309	81 Lm/W	93	60	89	103
2200K	314	82 Lm/W	96	90	94	101
2400K	306	80 Lm/W	95	97	94	103
2700K	349	91 Lm/W	98	93	94	101
3000K	373	97 Lm/W	98	95	94	101
3500K	389	101 Lm/W	98	96	92	100
4000K	369	96 Lm/W	96	90	90	101

### DMP

[Calculated L70 = 70000 hrs]  
Tested with SW24/4.0-DMP

CCT	Lumen/ft	CRI Ra
2000K	**	**
2200K	**	**
2400K	**	**
2700K	**	**
3000K	**	**
3500K	**	**
4000K	**	**

### WET

[Calculated L70 = 70000 hrs]  
Tested with SW24/4.0-WET

CCT	Lumen/ft	CRI Ra
2000K	260	94
2200K	283	96
2400K	282	96
2700K	285	95
3000K	299	96
3500K	323	96
4000K	337	96

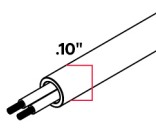
## TEMPERATURE RATINGS

		Min	Max
DRY	Ambient Operating Temp - Surface	-4°F	130°F
	Storage Temp	-4°F	140°F
	Installation Temp	50°F	100°F

## 4 / 5 CONNECTOR/WIRE – IN/OUT

Connector/Wire In or Out not needed to specify product. Standard configuration is BW for Wire In and CLS for Wire out

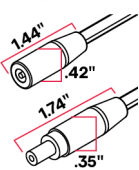
**BW**



.10"

Bare Wire 24"  
Stranded 22 AWG

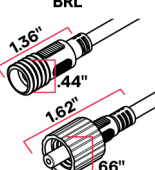
**BRL**



1.44"  
.42"  
1.74"  
.35"

Barrel 6" - DRY/DMP |  
22 AWG


**BRL**



1.36"  
.44"  
1.62"  
.66"

Barrel 6" - WET | 22 AWG

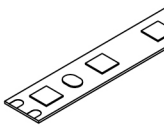
**CON6/CON24**



1.63"  
.38"  
1.34"  
.39"

6" or 24" Overall  
Wire Connector | 22 AWG  
IP67 Rated, UL Listed

**CLS**

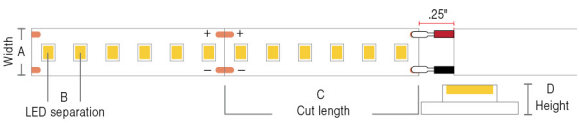


Not soldered

## 6 WIRE COLOR



## 8 ILLUMINATED LENGTH - DIMENSIONS



Width  
A  
B  
LED separation  
C  
Cut length  
D  
Height

Section (in)	A	B	C	D
DRY (IP20)	0.32"	0.16"	1.00"	0.06"
DMP (IP54)	0.32"	0.16"	1.00"	0.12"
WET (IP67)	0.39"	0.16"	1.00"	0.21"



SW24/4.0

LED Strips - Static White

COMPATIBLE POWER SUPPLIES

See power supplies cut sheets for more information. Data subject to change, all data has +/- 5% tolerance.

DIM TO LEVEL	INDOOR	OUTDOOR
	SW24/1.5-4.0	SW24/1.5-4.0
Dim to Black	Q6M-DC+CAP QTM-DC+CAP IQ-PH+QD1	QOM-DC+CAP QOM-PH
0.1%	QT-CAB-QZ-PH/0-10V QT-CAB-eLED+0-10V QT-CAB-eLED+0-10V-AWN QT-CAB-eLED+DALI-DT6 QT-CAB-eLED+DALI-DT6-AWN QTM-eLED+0-10V QTM-eLED+0-10V-AWN QTM-eLED+DALI-DT6 QTM-eLED+DALI-DT6-AWN QZ-BOWTIE+DIMMER QZ-DMX QZ-PH/0-10V QZ-STICK-PH/0-10V QZLP	Q-SET-QZ-DMX Q-SET-QZ-PH/0-10V Q-SET-eLED+0-10V QOM-eLED+0-10V QOM-eLED+DALI-DT6 QOM-eLED+PS-DALI-DT6 QZ-DMX QZ-PH/0-10V
1%	QTM-eLED(E) QZ-DALI-DT6	Q-SET+QZ-DALI-DT6 QZ-DALI-DT6
10%	Non-Dim Power Supply with SW App Dongle	Q-HEX-mini-DC Q-SET-mLED

















# SW24/4.0

LED Strips - Static White

DIMMING PROTOCOL	INDOOR	OUTDOOR
	SW24/1.5-4.0	SW24/1.5-4.0
Non-Dim	QT-CAB-eLED-ND QTM-eLED-ND QZ-ND	Q-SET-QZ-ND Q-SET-eLED-ND QOM-eLED-ND QZ-ND
Phase	Q6M-DC+CAP QT-CAB-QZ-PH/0-10V QTM-DC+CAP QTM-eLED(E) QZ-BOWTIE+DIMMER QZ-PH/0-10V QZ-STICK-PH/0-10V QZLP iQ-PH+QD1	Q-HEX-mini-DC Q-SET-QZ-PH/0-10V Q-SET-mLED QOM-DC+CAP QOM-PH QZ-PH/0-10V
0-10V	QT-CAB-QZ-PH/0-10V QT-CAB-eLED+0-10V QT-CAB-eLED+0-10V-AWN QTM-eLED+0-10V QTM-eLED+0-10V-AWN QZ-PH/0-10V QZ-STICK-PH/0-10V QZLP	Q-SET-QZ-PH/0-10V Q-SET-eLED+0-10V QOM-eLED+0-10V QZ-PH/0-10V
Lutron Athena	QT-CAB-eLED+0-10V-AWN QT-CAB-eLED+DALI-DT6-AWN QTM-eLED+0-10V-AWN QTM-eLED+DALI-DT6-AWN	
ECO System	QTM-eLED(E)	
DMX	QZ-DMX	Q-SET-QZ-DMX QZ-DMX
DALI-2: DT6	QT-CAB-eLED+DALI-DT6 QT-CAB-eLED+DALI-DT6-AWN QTM-eLED+DALI-DT6 QTM-eLED+DALI-DT6-AWN QZ-DALI-DT6	Q-SET+QZ-DALI-DT6 QOM-eLED+DALI-DT6 QZ-DALI-DT6
SCENE App Dimmed	Non-Dim Power Supply with SW App Dongle	

## COMPATIBLE MOUNTING ACCESSORIES


















<b>QUOVA-MICRO</b>  QUOVA Knife Edge	<b>SHIELD A - Small</b>  For standalone use	<b>SHIELD B - Small</b>  For use within extrusions	<b>BL-GRAZER</b>  Backwards L Mounting Bracket	<b>BL-MICRO</b>  Backwards L Mounting Bracket	<b>BL-LARGE</b>  Backwards L Mounting Bracket	<b>SD-L-LARGE</b>  L Mounting Bracket	<b>SD-L-MEDIUM</b>  L Mounting Bracket	<b>SD-L-MICRO</b>  L Mounting Bracket	<b>SD-J-LARGE</b>  J Mounting Bracket
<b>iQ-STRAP</b>  Plastic strap, Fits all LED strips	<b>iQ-CLIP-SS12</b>  Metal clip, Fits DMP strip	<b>iQ-CLIP-SS10</b>  Metal clip, Fits WET strip	<b>iQ-CLIP-PL</b>  Plastic clip, Fits WET strip						



# SW24/4.0

LED Strips - Static White

## COMPATIBLE WIRING ACCESSORIES

<b>SNP-LEAD</b>  <p>Connects lead wire to LED strip DRY ONLY</p>	<b>SNP-INLINE</b>  <p>Connects LED strip to LED strip DRY ONLY</p>	<b>CLP-LEAD</b>  <p>Connects lead wire to LED strip DRY ONLY</p>	<b>CLP-INLINE</b>  <p>Connects LED strip to LED strip DRY ONLY</p>	<b>Q-NECT-01-LEAD-24</b>  <p>Connects LED board to 24" lead wire DRY ONLY</p>	<b>Q-NECT-01-JUMP-3</b>  <p>Connects two LED boards together with 3" jumper; DRY ONLY</p>	<b>Q-NECT-01-INLINE</b>  <p>Connects two LED boards together DRY ONLY</p>	<b>Q-NECT-SCREW-LEAD-12</b>  <p>Connects LED board to 12" lead wire DRY ONLY</p>	<b>Q-NECT-SCREW-JUMP-12</b>  <p>Connects two LED boards together with 12" jumper; DRY ONLY</p>	<b>BARREL-EXT</b>  <p>8ft barrel cable extender DRY ONLY</p>
<b>BARREL FOUR-FER</b>  <p>Splits lead from one to four LED Barrel connector fixtures; DRY/DMP</p>	<b>CON120-EXT</b>  <p>10ft Con cable extender DRY/DMP/WET</p>	<b>CON FOUR-FER</b>  <p>Splits lead from one to four LED Con connectors DRY/DMP/WET</p>	<b>CON M - BARREL F</b>  <p>Male con to barrel cable adaptor DRY/DMP</p>	<b>Q-mini-J</b>  <p>UL Listed, miniature junction box; DRY/DMP (WET rated with silicone)</p>	<b>Q-mini-J5</b>  <p>UL Listed, miniature junction box; DRY/DMP (WET rated with silicone)</p>	<b>INSTALLATION KITS</b>  <p>LEAD or JUMP DRY and WET LED strip wiring kits</p>			

## COMPATIBLE CONTROL ACCESSORIES

**SCENE APP DONGLE**



Wi-Fi or Bluetooth Connectivity

## COMPATIBLE APPS

**NFC APP**



Read and write DMX addresses and adjust voltage